



# Brantford

## Fire Department

### Annual Report 2024





# Welcome

## Message from Brantford Fire Chief Todd Binkley

On behalf of the Brantford Fire Department, I am pleased to present the Annual Report for 2024.

This report highlights the tremendous work of our Fire Professionals who are extremely dedicated, efficient, and highly skilled.

Our department functions well within the City of Brantford where we experience great working relationships with all the other departments and their dedicated staff. I would like to thank the Mayor, Council, and CAO and Senior Leadership for their continued support of the Fire Department. It would not be possible to accomplish our goals and objectives without it. Lastly, I would like to thank the citizens of Brantford, for their dedication and commitment to fire safe community.

Sincerely,

Todd Binkley  
Fire Chief



## Table of Contents

Welcome Message from Brantford Fire Chief .....	2
2024 Highlights.....	4
Statistics .....	5
2024 Fire Loss Summary by Cause (Structure Fires Only) .....	5
By the Numbers .....	6
Number of Calls by Incident Type .....	6
Number of Calls by Station .....	6
Key Performance Indicators.....	6
Social Media .....	6





CITY OF  
**BRANTFORD**





## 2024 Highlights



Firefighters attended  
**2,123 homes**  
**in 2024**  
as part of the  
Smoke Alarms  
Save Lives campaign




Conducted Fire Code  
inspections of  
**47 schools and**  
**28 licensed day**  
**cares in 2024**  
in an effort to ensure the  
safety of our city's youth.



Members completed  
**27,572 hours**  
**of training**  
in 2024



Responded to  
**6,772**  
**emergencies**  
in 2024



Participated in  
**64 fire drills**  
completed each year  
at vulnerable occupancies  
with facility staff.



CITY OF  
**BRANTFORD**

# Statistics



## 2024 Fire Loss Summary by Cause (Structure Fires Only)

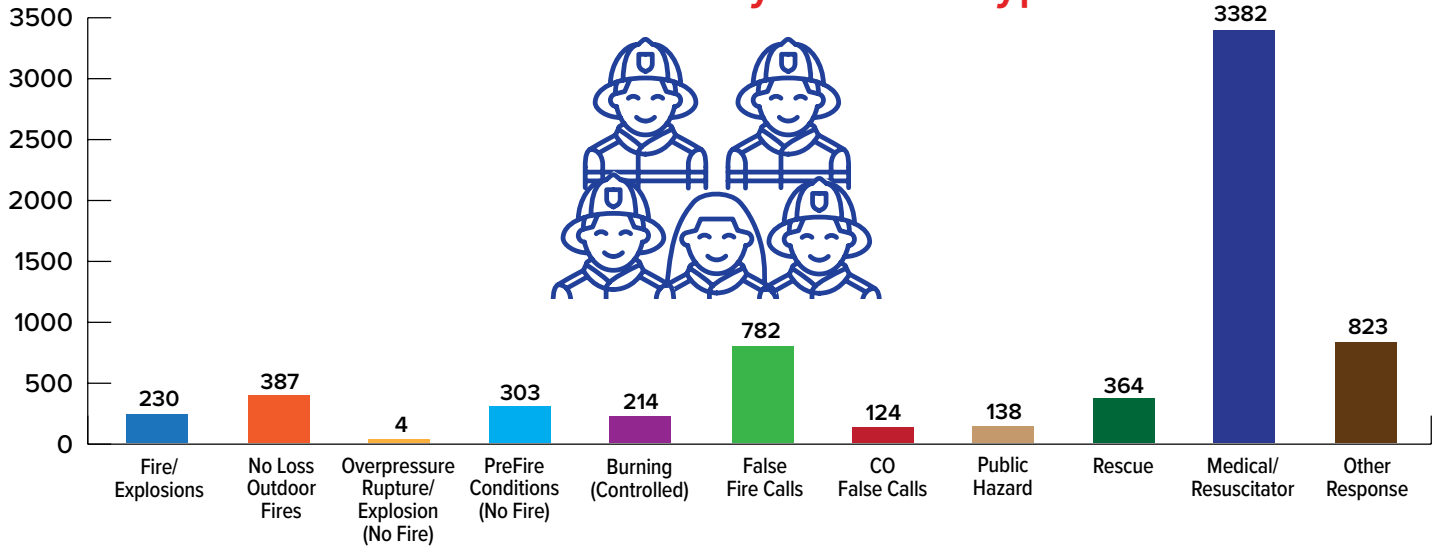
Fire Cause Classification	2024 Losses	2024 Dollar Loss
Intentional	14	1,967,350
Vandalism	4	2,500
Undetermined	11	257,050
Misuse of Ignition Sources/ Material First Ignited	27	787,000
Mechanical /Electrical Failure	3	120,000
Design/Construction/ Maintenance Deficiency	8	206,000
Other Unintentional	2	51,000



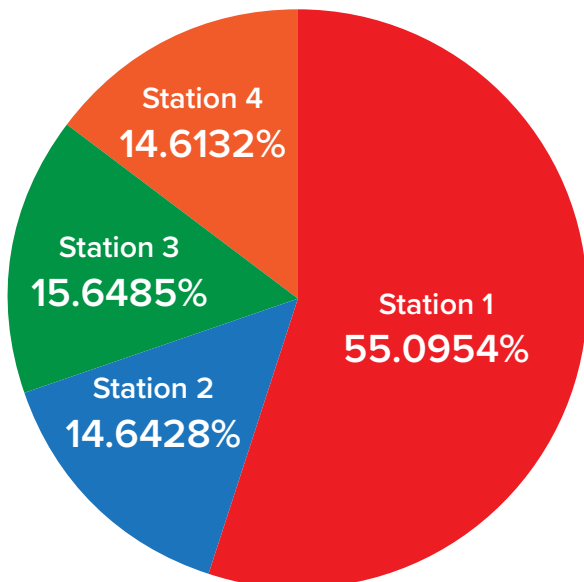
CITY OF  
BRANTFORD

# By the Numbers

## Number of Calls by Incident Type



## Number of Calls by Station







CITY OF  
BRANTFORD

# By the Numbers



## Key Performance Indicators

### Dispatch Standards

Year	64 Seconds 90%	106 Seconds 95%	Average Turn Out Time (Seconds)	90th Percentile
2024	88.52%	97.39%	54.56	82.30

### Travel Time Standard

Year	Medical 4 FF On Scene in 4:00	4 FF On Scene in 4:00	8 FF On Scene in 6:00	15 FF On Scene in 8:00
2024	69.73%	66.19%	76.52%	67.12%

### Time on Scene

Year	Average Time on Scene Per Incident
2024	14:05

### Medical

Year	Arrived at Medical Call when Ambulance was Not On Scene
2024	58.20%

## Social Media

699,600



people  
reached



