



Brantford Fire Department Annual Report 2025





Welcome

Message from Brantford Fire Chief Todd Binkley

On behalf of the Brantford Fire Department, I am pleased to present The Annual Report for 2025, highlighting the dedication, professionalism, and service provided by our members throughout this past year.

The success of our department is the direct result of the people who serve within it. I would like to extend my sincere appreciation to all the staff at the Brantford Fire Department for their dedication and teamwork. I am equally grateful to their families for their continued support, and to our municipal council and Administration for their confidence and collaboration.

As we move forward, the Fire Department remains focused on continuous improvement, innovation, and accountability. Our priorities include enhancing training opportunities, maintaining modern equipment and facilities, strengthening emergency response capabilities, and expanding community education and engagement.

On behalf of the entire Fire Department, thank you for your continued support. We remain proud to serve this community and committed to delivering professional, dependable, and compassionate fire and emergency services.

Sincerely,

Todd Binkley
Fire Chief



Table of Contents

Welcome Message from Brantford Fire Chief	2
2024 Highlights.....	4
By the Numbers	5
Number of Calls by Incident Type	5
Number of Calls by Station	5
Key Performance Indicators.....	6
Social Media.....	6



CITY OF
BRANTFORD





CITY OF
BRANTFORD

2024 Highlights



Firefighters attended
2,079 homes
in 2025
as part of the
Smoke Alarms
Save Lives campaign




Conducted Fire Code
inspections of
**17 schools and
11 licensed day
cares on 2025**
in an effort to ensure the
safety of our city's youth.



Members completed
**23,449 hours of
training in 2025**
in 2025



Responded to
6,850
emergencies
in 2025

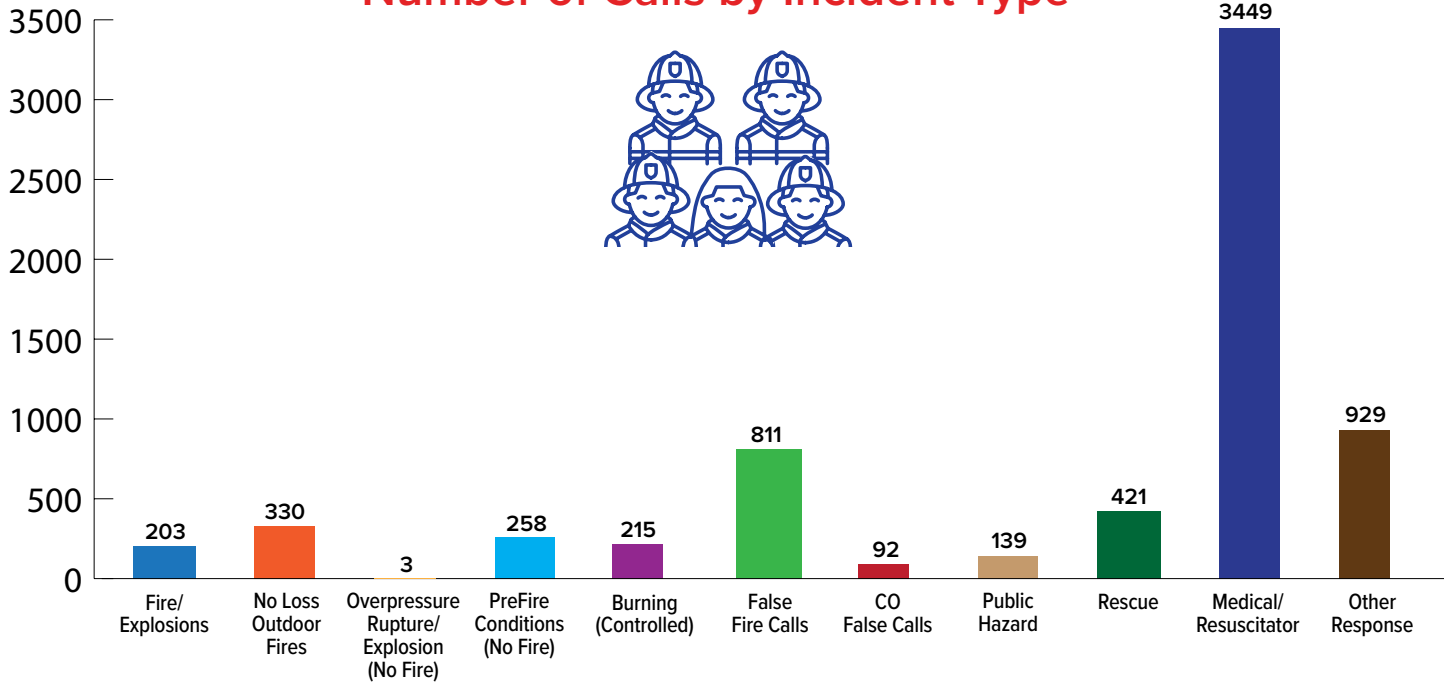


Participated in
42 Fire Drills
completed each year
at vulnerable occupancies
with facility staff.

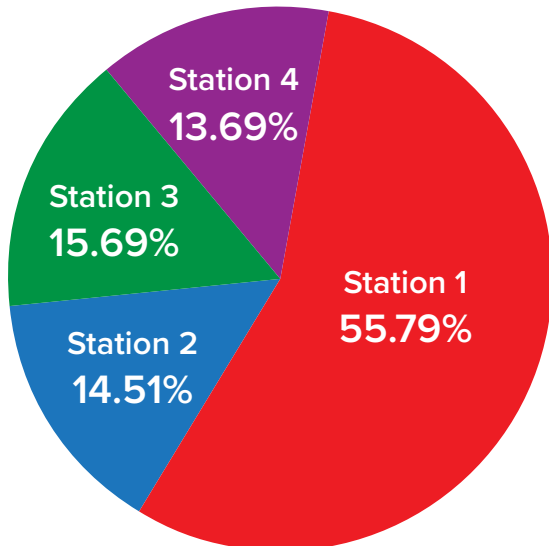


By the Numbers

Number of Calls by Incident Type



Number of Calls by Station





By the Numbers



Key Performance Indicators

Dispatch Standards

Year	64 Seconds 90%	106 Seconds 95%	Average Turn Out Time (Seconds)	90th Percentile
2025	89.52%	97.84%	56.37	86.75

Travel Time Standard

Year	Medical 4 FF On Scene in 4:00	4 FF On Scene in 4:00	8 FF On Scene in 6:00	15 FF On Scene in 8:00
2025	67.64%	60.19%	78.20%	72.20%

Time on Scene

Year	Average Time on Scene Per Incident
2025	13:18

Medical

Year	Arrived at Medical Call when Ambulance was Not On Scene
2025	54.90%

Social Media



Followers: 6,600
Reach: 4,030,7520



Followers: 5,417
Reach: 581,780



Followers: 7,291

